

HEMOSPONGE[®]

Dental Range



Resorbable Haemostatic Packing Sponge for Dental Surgeries



e- Catalogue



Goodwill
www.goodwill-lifesciences.com

POWER OF 3D MATRIX

FAST AND EFFECTIVE HAEMOSTAT

Stops oozing blood in 2-4 minutes



HIGHLY ABSORBENT

Absorbs 30 to 40 times the weight of sponge



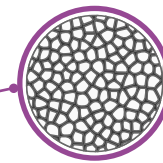
3D MATRIX WITH HIGH SURFACE AREA

Faster clotting



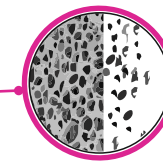
UNIFORM POROSITY

Faster blood absorption
Better mechanical strength
Better clot holding capacity



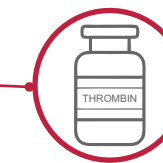
100% RESORBABLE

Inside tissues - 3-4 Weeks
Freely in socket - 3-4 hours



USE WITH THROMBIN

Can be soaked with Thrombin
for **UNCONTROLLABLE BLEEDING**



ASSURING QUALITY

Complies US Pharmacopoeia 42, NF 37



KEEP YOUR PATIENT SMILING

No need to remove
No chance of secondary bleeding
Harmless if swallowed



FOR ALL DENTAL PROCEDURE

For simple tooth extraction procedures to
advanced orthodontics surgery



REPLACEMENT OF COTTON

Resorbable haemostat at rate
of cotton based gauzes



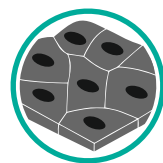
ACTIVATES NATURAL CLOTTING PROCESS ONLY

Provides surface to auto activate platelets



BIO-COMPATIBLE AND SAFE

Made up of 100% - pure gelatin only
(Complies ISO 10993 - Biocompatibility)



pH NEUTRAL

Soak with any solution for advanced effect
(i.e. Thrombin - Chlorhexidine)



NO CHEMICALS, NO DRUGS

No added haemostatic agent



SMALL SIZE, BIG EFFECT

Fit to socket - convenient to use



COST - EFFECTIVE HAEMOSTAT

Fit to bleeding site - No wastage - No need to Cut



PRODUCT VARIANTS

Variant	Sponge Size (in mm)	Product reference	Selling Pack sizes
DENTAL SL	10 x 10 x 10	GL111	10 Pcs/Pack, 24 Pcs/Pack, 32 Pcs/Pack, 50 Pcs/Pack
DENTAL M	14 x 14 x 07	GL1414	10 Pcs/Pack, 50 Pcs/Pack
DENTAL L	15 x 15 x 15	GL1515	10 Pcs/Pack, 50 Pcs/Pack
DENTAL XL	20 x 20 x 07	GL202007-D	20 Pcs/Pack, 48 Pcs/Pack
DENTAL MAX	30 x 30 x 10	GL303010-D	10 Pcs/Pack, 20 Pcs/Pack

Custom Size: HEMOSPONGE Dental is also available in many sizes other than mentioned above. Please contact on info@goodwill-lifesciences.com for more details.

EASY TO USE



When use wet

- Aseptically remove the sponge from packet
- Immerse in solution of saline or antibiotic or thrombin as per requirement
- Remove the sponge from the solution and squeeze thoroughly to remove air bubbles
- Place in cavity and make sure the sponge returns to its original shape
- Lightly press with finger (or cover with cotton gauze) for two to three minutes
- Observe for haemostasis

When use Dry

- Aseptically remove the sponge from packet
- Slightly compress the sponge to approximate diameter of the socket and place it
- Lightly press with finger (or cover with cotton gauze) for two to three minutes
- Observe for haemostasis

(Do not compress sponge to fully, make sure it maintains porous structure to be effective. Although not necessary, HEMOSPONGE can be used either with or without thrombin to obtain hemostasis.)

PRODUCT CAN BE LEFT AT BLEEDING SITE AND SUTURED ABOVE IT.

GET IN TOUCH



Goodwill Lifesciences Private Limited

283/284/285, Block no. 392/A, Anjani Textile Park - 4, Segwa-Paria Road, At- Paria - 394130, Ta. Olpad, Surat, Gujarat, India | Mfg Lic no.: MFG/MD/2022/000029



www.goodwill-lifesciences.com



info@goodwill-lifesciences.com
sales@goodwill-lifesciences.com



+91-87586 18110
+91-97147 44173



Follow us
for updates